

Temperature Remote Controller

9009069005(TM-RE42)-Standard model


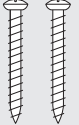

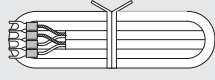
FOR YOUR SAFETY

For installer and owners safety, please read these instructions very carefully before installation, and follow the instructions exactly. After installation, please give this manual to the owner.

INCLUDED ACCESSORIES

Check that these items on the right are included with the remote controller.

*No cable is included in the optional remote controller.

Temperature Remote Controller	Screws	Manual	Remote controller cable*
 Qty: 1	 Qty: 2	 Qty: 1	 Qty: 1

INSTALLATION

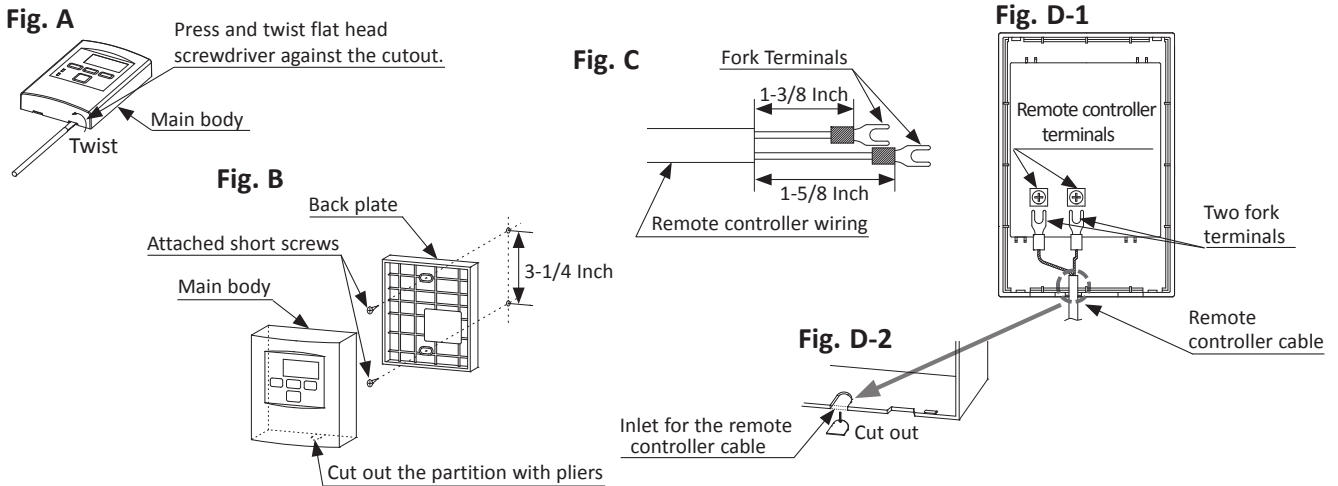


CAUTION

- This remote controller is NOT waterproof**
 Do not install in high temperature environments, steamy conditions (such as a bath room), outdoors, in direct sunlight, or within the reach of children.
 Make sure the remote controller does not come into contact with water or oil.
 - Do not place the remote control wiring close to other wires from other products.
 - Do not extend the remote control wiring more than 400 feet (122 m).

<Mounting and Wiring the Remote Controller>

- Take off the "Back plate" from the remote controller with a flat head screwdriver. (Fig. A and B)
- Attach the "Back plate" on the wall with the two provided screws. (Fig. B)
- Crimp the "Fork terminals" to the wires. (Fig. C)
- If you use another cable, tighten the two "Fork terminals" beneath the two "Remote controller terminal" screws on the back of the main body. (Fig. D-1)
- Cut out the inlet for the remote controller cable from the bottom of the main body. (Fig. D-2)
- Place the "Main body" back on the "Back plate", with the "Remote controller cable" running out of the bottom inlet.
- Connect the "Remote controller cable" to the remote controller terminal on the computer board. See TEMPERATURE REMOTE CONTROLLER of the Installation Manual for details.



<The optional set temperature - 9009069005(TM-RE42)-Standard model>

- With the water heater models of 140 (T-H3M), 240 (T-H3J), 340 (T-H3S), 110U (T-KJr2U), and 310U (T-K4U)

°F	100	105	110	115	120*	125	130	135	140
°C	38	40	43	45	50*	52	55	57	60

- With the water heater models of 540 (T-H3) and 510U (T-D2U)

°F	100	105	110	115	120*	125	130	135	140	145	150	155	160
°C	38	40	43	45	50*	52	55	57	60	63	65	68	70

*The factory setting is 120 °F (50 °C).